



# DAILY BULLION REPORT

8 May 2026

8 May 2026

### BULLDEX SNAPSHOT

Commodity	Expiry	Open	High	Low	Close	% Change
MCXBULLDEX	27-May-26	36950.00	37150.00	36950.00	37080.00	0.97

### BULLION SNAPSHOT

Commodity	Expiry	Open	High	Low	Close	% Change
GOLD	5-Jun-26	152887.00	153865.00	151864.00	152261.00	0.08
GOLD	5-Aug-26	156000.00	157200.00	155286.00	155668.00	0.04
GOLDMINI	5-Jun-26	152609.00	153750.00	151850.00	152176.00	0.05
GOLDMINI	3-Jul-26	154220.00	155425.00	153600.00	153937.00	0.10
SILVER	3-Jul-26	254998.00	265500.00	254722.00	258540.00	2.08
SILVER	4-Sep-26	260500.00	270650.00	260123.00	263905.00	2.02
SILVERMINI	30-Jun-26	257998.00	267797.00	257614.00	261217.00	-5.20
SILVERMINI	31-Aug-26	264213.00	273312.00	263300.00	266910.00	4.30

### OPEN INTEREST SNAPSHOT

Commodity	Expiry	% Change	% Oi Change	Oi Status
MCXBULLDEX	27-May-26	0.97	-33.33	Short Covering
MCXBULLDEX	24-Jun-26	0.00	0.00	Long Liquidation
GOLD	5-Jun-26	0.08	2.13	Fresh Buying
GOLD	5-Aug-26	0.04	8.53	Fresh Buying
GOLDMINI	5-Jun-26	0.05	-29.42	Short Covering
GOLDMINI	3-Jul-26	0.10	-208.73	Short Covering
SILVER	3-Jul-26	2.08	-3.36	Short Covering
SILVER	4-Sep-26	2.02	28.35	Fresh Buying
SILVERMINI	30-Jun-26	1.96	-5.20	Short Covering
SILVERMINI	31-Aug-26	1.96	4.30	Fresh Buying

### INTERNATIONAL BULLION SNAPSHOT

Commodity	Open	High	Low	Close	% Change
Gold \$	4704.33	4725.41	4694.07	4723.10	0.39
Silver \$	79.26	79.97	78.83	79.97	0.90

### RATIOS

Ratio	Price	Ratio	Price	Ratio	Price
Gold / Silver Ratio	58.89	Silver / Crudeoil Ratio	28.52	Gold / Copper Ratio	116.74
Gold / Crudeoil Ratio	16.80	Silver / Copper Ratio	198.23	Crudeoil / Copper Ratio	6.95

## Important levels for Jewellery/Bullion Dealers



Booking Price for Sellers	Booking Price for Buyers
152571.00	151951.00
152781.00	151741.00



Booking Price for Sellers	Booking Price for Buyers
259260.00	257820.00
260020.00	257060.00



Booking Price for Sellers	Booking Price for Buyers
94.61	94.25
94.83	94.03



Booking Price for Sellers	Booking Price for Buyers
4735.90	4710.60
4748.80	4697.70



Booking Price for Sellers	Booking Price for Buyers
80.38	79.56
80.69	79.25

Click here for download Kedia Advisory **Special Research Reports**

## Technical Snapshot



**BUY GOLD JUN @ 151000 SL 150000 TGT 152600-153600. MCX**

### Observations

Gold trading range for the day is 150665-154665.

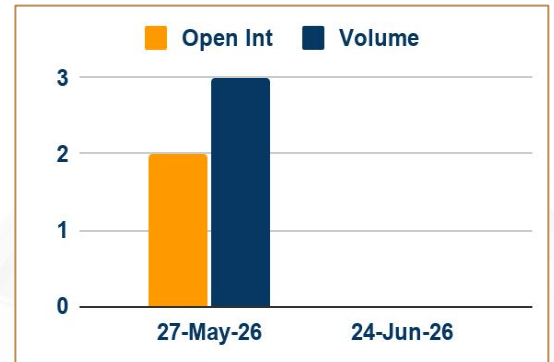
Gold climbed buoyed by a weaker dollar and falling oil prices.

The dollar hovered near its lowest in more than two months, hit in the previous session.

Hopes of a peace deal between the U.S. and Iran tempered inflation and rate-hike concerns.

Hong Kong bourse proposes to revive gold futures as volatility grips market

### OI & Volume



### Spread

GOLD AUG-JUN	3407.00
GOLDMINI JUL-JUN	1761.00

### Trading Levels

Commodity	Expiry	Close	R2	R1	PP	S1	S2
GOLD	5-Jun-26	152261.00	154665.00	153465.00	152665.00	151465.00	150665.00
GOLD	5-Aug-26	155668.00	157965.00	156815.00	156050.00	154900.00	154135.00
GOLDMINI	5-Jun-26	152176.00	154490.00	153330.00	152590.00	151430.00	150690.00
GOLDMINI	3-Jul-26	153937.00	156145.00	155040.00	154320.00	153215.00	152495.00
Gold \$		4723.10	4745.34	4733.93	4714.00	4702.59	4682.66



FOLLOW US

## Technical Snapshot



**BUY SILVER JUL @ 256500 SL 254500 TGT 259500-261500. MCX**

### Observations

Silver trading range for the day is 248805-270365.

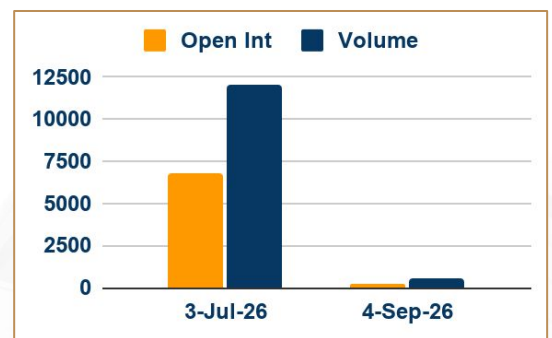
Silver rallied on renewed hopes for a peace deal that could bring a gradual reopening of the strait.

Fed's Goolsbee warned that inflation has not continued to cool toward the US central bank's 2% target.

Markets trimmed bets on U.S. Federal Reserve rate hikes by December to around 12% from 16%.

Investors are now awaiting the U.S. employment report to assess how the Fed will move forward with monetary policy this year.

### OI & Volume



### Spread

SILVER SEP-JUL	5365.00
SILVERMINI AUG-JUN	5693.00

### Trading Levels

Commodity	Expiry	Close	R2	R1	PP	S1	S2
SILVER	3-Jul-26	258540.00	270365.00	264450.00	259585.00	253670.00	248805.00
SILVER	4-Sep-26	263905.00	275420.00	269665.00	264895.00	259140.00	254370.00
SILVERMINI	30-Jun-26	261217.00	272390.00	266805.00	262210.00	256625.00	252030.00
SILVERMINI	31-Aug-26	266910.00	277850.00	272380.00	267840.00	262370.00	257830.00
Silver \$		79.97	80.73	80.35	79.59	79.21	78.45

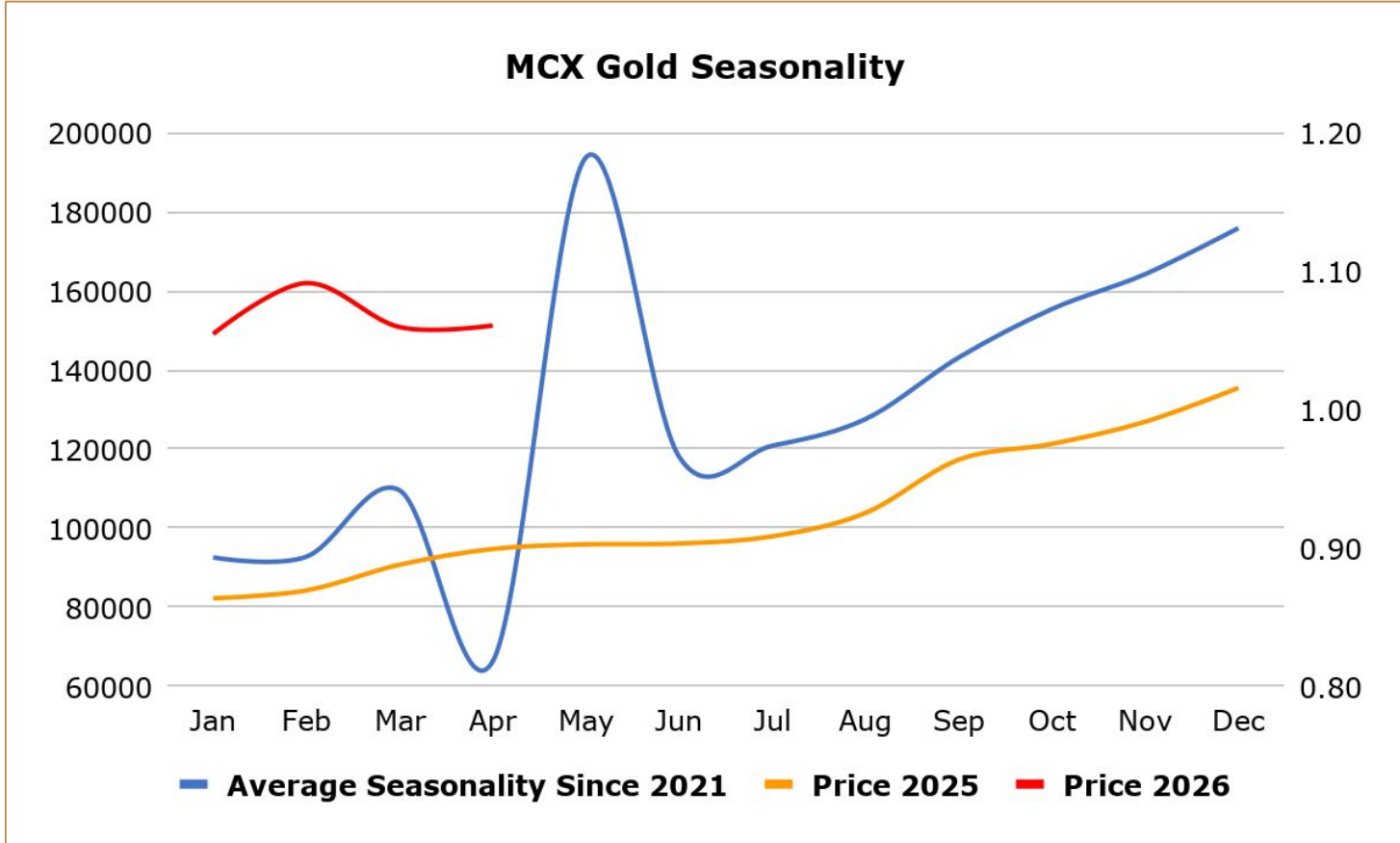
Gold climbed buoyed by a weaker dollar and falling oil prices as hopes of a peace deal between the U.S. and Iran tempered inflation and rate-hike concerns. U.S. President Donald Trump predicted a swift end to the war with Iran as Tehran considered a U.S. peace proposal that sources said would formally end the conflict while leaving unresolved key U.S. demands that Iran suspend its nuclear programme and reopen the Strait of Hormuz. Markets trimmed bets on U.S. Federal Reserve rate hikes by December to around 12% from 16%, according to CME Group's FedWatch. Investors are now awaiting the monthly U.S. employment report on Friday to assess how the Fed will move forward with monetary policy this year. China's central bank loaded up on gold for an eighteenth straight month, with its reserves amounting to 74.64 million fine troy ounces by the end of March, versus the previous month's 74.38 million.

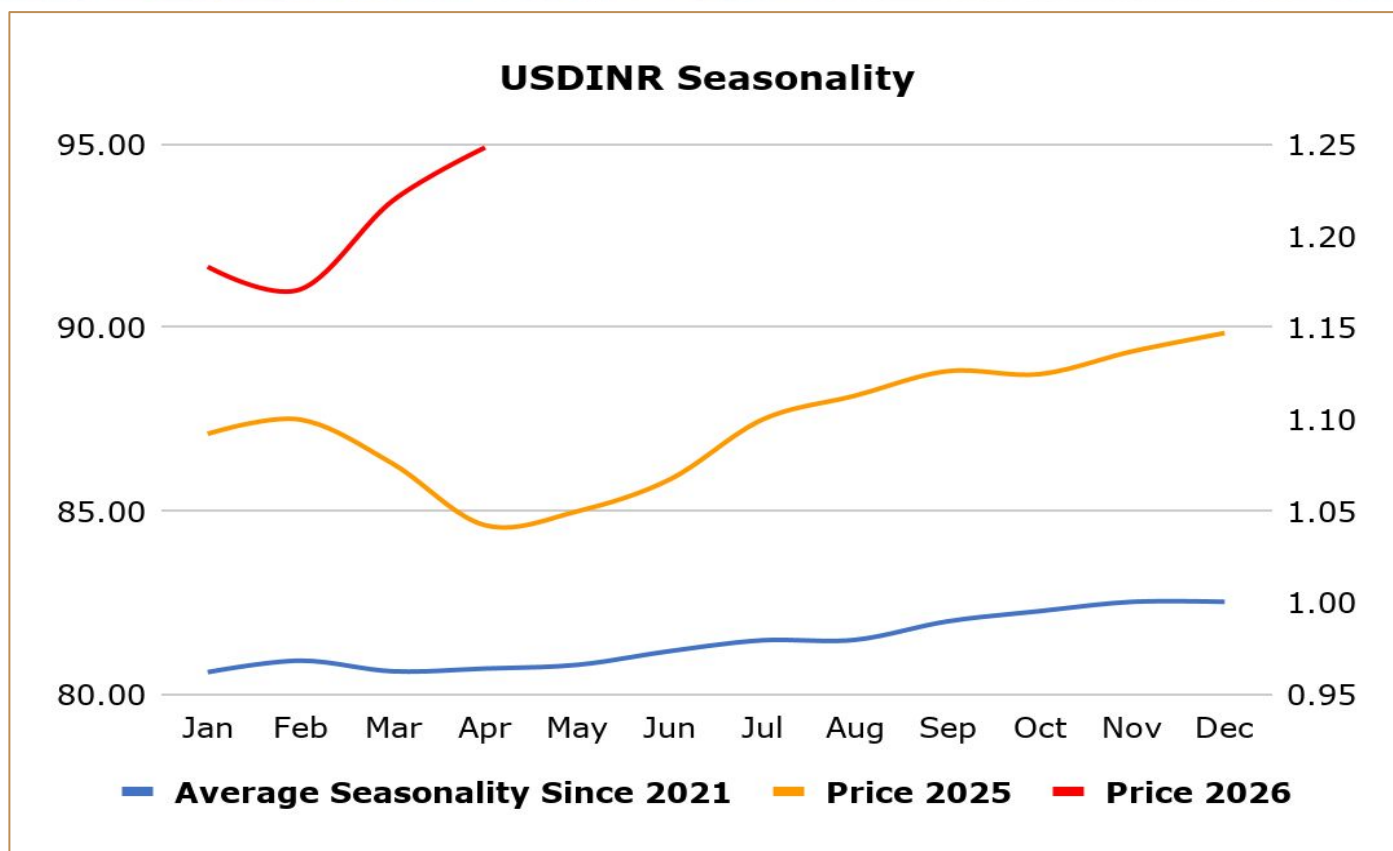
India gold demand eases, China premiums rise ahead of holiday - Gold demand in India was sluggish as volatile global prices and a weaker rupee deterred buyers, while China premiums rose on stockpiling ahead of the May Day holiday. Indian dealers quoted discounts of up to \$5 to premiums of \$9 an ounce over official domestic prices this week, down from last week's premium of up to \$15, the highest since February 7. Global gold demand rose 2% year-on-year in the first quarter of 2026 as a surge in purchases of gold bars and coins, along with an increase in buying by central banks, offset a 23% decline in jewellery demand, the World Gold Council said. In top consumer China, bullion traded at premiums of \$16 to \$20 an ounce over the global benchmark price, up from last week's premiums of \$9 to \$12. In Hong Kong, gold traded at par to premiums of \$2, while in Japan, gold was sold at discounts of \$0.50. In Singapore, gold was sold at discounts of \$0.50 to premiums of \$3.

India gems and jewellery exports fall to five – year low on US tariffs: India's gems and jewellery exports in the 2025/26 fiscal year dipped 3.3% from a year earlier to their lowest level in five years, as shipments to top buyer the U.S. nearly halved, a leading trade body said, reflecting the impact of tariffs and duties. Gem and jewellery exports in the year to the end of March fell to \$27.72 billion, the lowest since 2020/21, when pandemic-led lockdowns disrupted trade, and down from \$28.7 billion in the previous year, the Gem and Jewellery Export Promotion Council (GJEPC) said in a statement. Shipments to the U.S. fell 45% from a year earlier to \$5.09 billion, as exports were disrupted for several months after Washington imposed reciprocal tariffs and later added a further 25% duty on Indian goods, GJEPC data showed. Cut and polished diamond exports, which usually account for nearly half of overall gem and jewellery shipments, fell 8.5% year-on-year to \$12.16 billion, the lowest in more than two decades, the GJEPC said.

Gold exports from Switzerland up 30% m/m in March as deliveries to UK jump - Gold exports from Switzerland rose 30% month-on-month in March, as shipments to Britain jumped to their highest since December and supplies to China, a major bullion consumer, increased by 18%, Swiss customs data showed. Deliveries from Switzerland, the world's biggest bullion refining and transit hub, to the UK rose to 57.6 metric tons last month from 19.8 tons in February, as gold kept coming back from the U.S. after last year's outflows. Supplies to India, another major bullion consumer, fell to 3.1 tons in March from 11.6 tons amid subdued local demand.

China's January net gold imports via Hong Kong rose almost 69% from December - China's net gold imports via Hong Kong in January rose by 68.7% from December, Hong Kong Census and Statistics Department data. The world's top gold consumer imported a net 20.585 metric tons in January, up from 12.205 tons in December, the data showed. The Hong Kong data may not provide a complete picture of Chinese purchases because gold is also imported via Shanghai and Beijing. China's total gold imports via Hong Kong reached 36.544 tons in January, up 30.4% from December's 28.014 tons. Physical gold in China traded at premiums of \$12-\$13 an ounce above the global benchmark spot price this week as bullion's safe-haven appeal shone through after markets returned from the Lunar New Year holiday. Meanwhile, China's central bank extended its gold buying spree for a 15th month in January, data from the People's Bank of China (PBOC) showed this month.





### Weekly Economic Data

Date	Curr.	Data
May 4	EUR	German Final Manufacturing PMI
May 4	EUR	Final Manufacturing PMI
May 4	EUR	Sentix Investor Confidence
May 4	USD	Factory Orders m/m
May 5	EUR	French Gov Budget Balance
May 5	USD	Trade Balance
May 5	USD	Final Services PMI
May 5	USD	ISM Services PMI
May 5	USD	JOLTS Job Openings
May 5	USD	New Home Sales
May 6	EUR	German Final Services PMI
May 6	EUR	Final Services PMI
May 6	EUR	PPI m/m

Date	Curr.	Data
May 7	EUR	German Factory Orders m/m
May 7	EUR	Retail Sales m/m
May 7	USD	Challenger Job Cuts y/y
May 7	USD	Unemployment Claims
May 7	USD	Prelim Nonfarm Productivity q/q
May 7	USD	Prelim Unit Labor Costs q/q
May 7	USD	Construction Spending m/m
May 7	USD	Natural Gas Storage
May 8	EUR	German Industrial Production m/m
May 8	EUR	German Trade Balance
May 8	USD	Average Hourly Earnings m/m
May 8	USD	Non-Farm Employment Change
May 8	USD	Unemployment Rate

# Stay Ahead in Markets with Kedia Advisory



Get Live Commodity & Equity Market Updates backed by in-depth research, data-driven insights, and expert analysis.



## Why Kedia Advisory

- 👁️ Real-time market updates
- 👁️ Key levels & trend direction
- 👁️ Research-based market views
- 👁️ Trusted by active traders & investors

Visit: Kedia Advisory Website

[www.kediaadvisory.com](http://www.kediaadvisory.com)

CLICK HERE



SCAN ME



**Kedia Stocks and Commodities Research Pvt Ltd**

SEBI REGISTRATION NUMBER : INH000006156

Aadinath Commercial, Opp. Mumbai University, Vasant Valley Road, Khadakpada, Kalyan West

Investment in securities market are subject to market risks, read all the Related documents carefully before investing.



**Scan the QR to  
connect with us**

**KEDIA ADVISORY**

## **KEDIA STOCKS & COMMODITIES RESEARCH PVT LTD.**

Mumbai. INDIA.

For more details, please contact Mobile: +91 9619551022

Email: [info@kediaadvisory.com](mailto:info@kediaadvisory.com)

SEBI REGISTRATION NUMBER - INH000006156

For more information or to subscribe for monthly updates

Visit [www.kediaadvisory.com](http://www.kediaadvisory.com)

This Report is prepared and distributed by Kedia Stocks & Commodities Research Pvt Ltd. for information purposes only. The recommendations, if any, made herein are expressions of views and/or opinions and should not be deemed or construed to be neither advice for the purpose of purchase or sale through KSCRPL nor any solicitation or offering of any investment /trading opportunity. These information/opinions/ views are not meant to serve as a professional investment guide for the readers. No action is solicited based upon the information provided herein. Recipients of this Report should rely on information/data arising out of their own investigations. Readers are advised to seek independent professional advice and arrive at an informed trading/investment decision before executing any trades or making any investments. This Report has been prepared on the basis of publicly available information, internally developed data and other sources believed by KSCRPL to be reliable. KSCRPL or its directors, employees, affiliates or representatives do not assume any responsibility for or warrant the accuracy, completeness, adequacy and reliability of such information/opinions/ views. While due care has been taken to ensure that the disclosures and opinions given are fair and reasonable, none of the directors, employees, affiliates or representatives of KSCRPL shall be liable for any direct, indirect, special, incidental, consequential, punitive or exemplary damages, including lost profits arising in any way whatsoever from the information/opinions/views contained in this Report. The possession, circulation and/or distribution of this Report may be restricted or regulated in certain jurisdictions by appropriate laws. No action has been or will be taken by KSCRPL in any jurisdiction (other than India), where any action for such purpose (s) is required. Accordingly, this Report shall not be possessed, circulated and/ or distributed in any such country or jurisdiction unless such action is in compliance with all applicable laws and regulations of such country or jurisdiction. KSCRPL requires such a recipient to inform himself about and to observe any restrictions at his own expense, without any liability to KSCRPL. Any dispute arising out of this Report shall be subject to the exclusive jurisdiction of the Courts in India.